


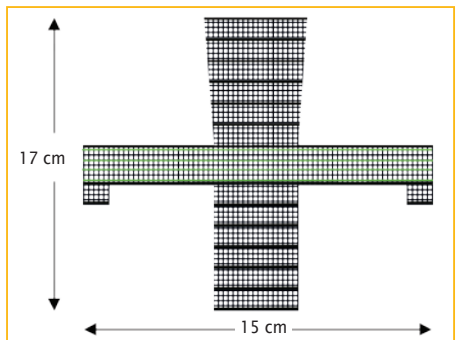
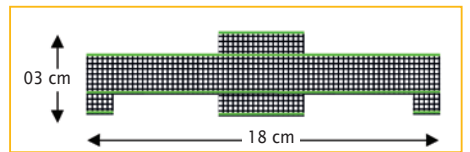
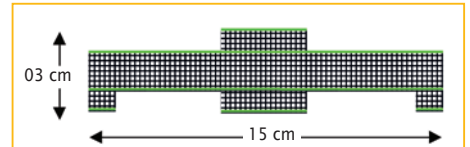
Female Pelvic Organ Prolapse  
Vaginal/Cervical Stump Prolapse  
or Uterine Prolapse



**DynaMesh®-PRP** implants have been specially developed for pelvic floor reconstruction, in laparoscopic or open surgical technique, and serve to support and stabilise fascial structures, connective tissue and ligaments. The implants are used in the surgical treatment of a prolapse of the vaginal/ cervical stump or uterine prolapse in the pectopexy technique.

## DynaMesh®-PRP

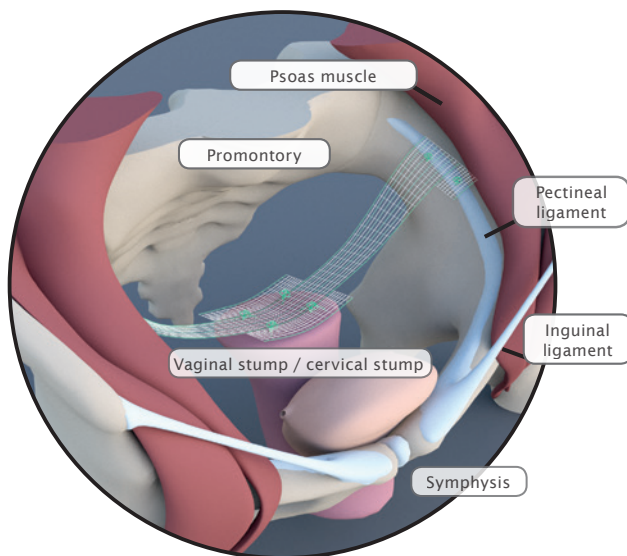
<b>DynaMesh®-PRP soft</b>	<sup>1)</sup> 03 cm x 15 cm	REF 2626540315	BX = 1 piece
	<sup>1)</sup> 03 cm x 15 cm	REF 2627540315	BX = 3 pieces
<b>DynaMesh®-PRP visible</b>	<sup>2)</sup> 03 cm x 15 cm	REF 2627540316	BX = 1 piece
<b>DynaMesh®-PRP visible</b>	<sup>3)</sup> 03 cm x 18 cm	REF 2627540318	BX = 1 piece
		REF 2627540319	BX = 3 pieces
<b>DynaMesh®-PRP visible</b>	<sup>4)</sup> 17 cm x 15 cm	REF 2627541715	BX = 1 piece
		REF 2627541716	BX = 3 pieces



VI042xx	DynaMesh®-PRP - Animation: Pectopexy <a href="https://youtu.be/ynuU-JMY75w">https://youtu.be/ynuU-JMY75w</a>	
VI061xx	DynaMesh®-PRP - Animation: Hysteropectopexy - Anterior Fixation <a href="https://youtu.be/kw-32CG_52M">https://youtu.be/kw-32CG_52M</a>	
VI053xx	DynaMesh®-PRP - Animation: Hysteropectopexy - Posterior Fixation <a href="https://youtu.be/VdmSfur7NOQ">https://youtu.be/VdmSfur7NOQ</a>	
VI054xx	DynaMesh®-PRP - Animation: Pectopexy with Anterior & Posterior Mesh Repair <a href="https://youtu.be/-nJIS0amnPA">https://youtu.be/-nJIS0amnPA</a>	
VI069xx	DynaMesh® MRI - Animation: MRI Reconstruction with DynaMesh®-PRP visible <a href="https://youtu.be/Hx-NYb3vHIU">https://youtu.be/Hx-NYb3vHIU</a>	

## Use and Properties

Product	DynaMesh®-PRP soft <sup>(1)</sup> / visible <sup>(2)</sup> 03 cm x 15 cm	DynaMesh®-PRP visible 03 cm x 18 cm <sup>(3)</sup>	DynaMesh®-PRP visible 17 cm x 15 cm <sup>(4)</sup>
Field of application	vaginal/cervical stump or uterine prolapse	vaginal stump or uterine prolapse	vaginal/cervical stump prolapse, concomitant cystocele/rectocele
Surgical access	laparoscopic / open		
Surgical technique	pectopexy bilateral		
Fixation on vagina / cervix	sutures		
Fixation on pectineal ligament	sutures		
Atraumatic selvedges	●		
Shape stability	●		
Defined elasticity	●		
Visible technology	● (1) / ● (2)		● (3,4)
Polymer (monofilament)	PVDF		
Biocompatibility	●		
Ageing resistance	●		
Dynamometry	●		
Tear propagation resistance	●		
Classification (Klinge's classification [8])	1a		

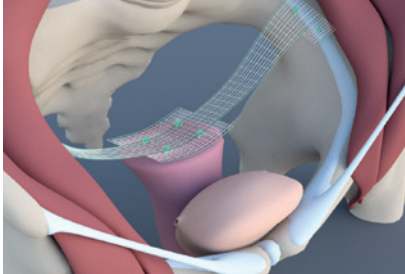


## Pectopexy Bilateral Fixation on the Pectineal Ligament

Fig. left:  
Apical mesh repair following hysterectomy with  
**DynaMesh®-PRP soft / visible** (03 cm x 15 cm)

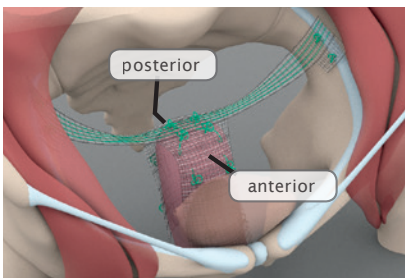
● Applies to all product sizes  
● Does not apply

Distributed by: **DAHLHAUSEN®**  
 P.J. Dahlhausen & Co. GmbH  
 Alles Gute fürs Krankenhaus  
 Emil-Hoffmann-Straße 53  
 D-50996 Köln, Germany  
 Tel.: +49 (0) 2236 - 39 13-0  
 Fax: +49 (0) 2236 - 39 13-109  
 www.dahlhausen.de  
 info@dahlhausen.de



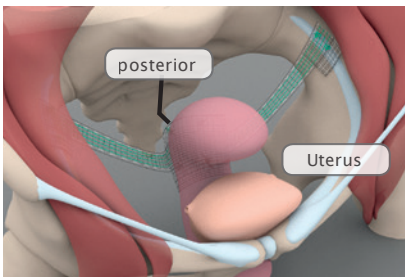
Pectopexy after vaginal/cervical prolapse:

- Two implant sizes are available in the following dimensions  
**DynaMesh®-PRP soft / visible 03 cm x 15 cm** and  
**DynaMesh®-PRP visible 03 cm x 18 cm.**
- With greatly shortened vaginas, e.g., following a radical hysterectomy,  
**DynaMesh®-PRP visible 03 cm x 18 cm** can be optionally used.



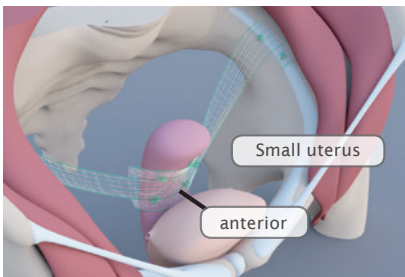
Pectopexy after vaginal/cervical prolapse with concomitant cystocele and/or rectocele: (pulsion cystocele / rectocele)

- Additional stabilisation of the affected vaginal wall can be achieved with **DynaMesh®-PRP visible 17 cm x 15 cm.**



Pectopexy after uterine prolapse with uterine preservation:

- With a normal sized uterus, **DynaMesh®-PRP visible 03 cm x 18 cm** should be used and fixed in place on the posterior cervix.



Pectopexy after uterine prolapse with uterine preservation:

- With smaller uteri (below 100 g), anterior fixation of **DynaMesh®-PRP soft / visible 03 cm x 15 cm** can be selected as an alternative.

Distributed by:

**DAHLHAUSEN®**

P.J. Dahlhausen & Co. GmbH  
Alles Gute fürs Krankenhaus  
Emil-Hoffmann-Straße 53  
D-50996 Köln, Germany  
Tel.: +49 (0) 2236 - 39 13-0  
Fax: +49 (0) 2236 - 39 13-109  
www.dahlhausen.de  
info@dahlhausen.de